





Galvanised steel bracket, 0° tilt.

LEXIK PM

Light fixing: specific to Lexik light.

Bracket outreach: 0.80 m and 1.50 m.

LEXIK GM

Light fixing: specific to Lexik light.

Bracket outreach: 0.80 m and 1.50 m.

LEXIK wall bracket

Galvanised steel bracket, 0° tilt.

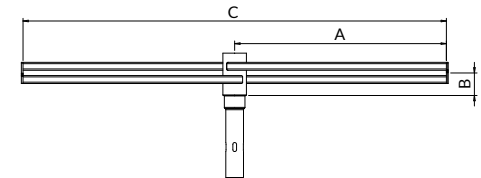

Bracket outreach: 0.8 m.

Light fixing: specific to Lexik light.

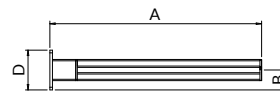
Pole: Symphonie cylindrical-conical steel Ø 89 mm

ECLATEC

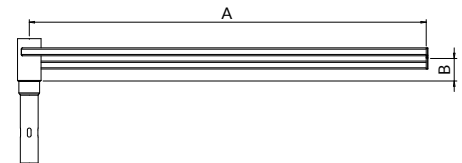
LEXIK



twin light bracket



wall bracket



single light bracket

LEXIK	A mm	B mm	C mm	D mm	Tilt	Weight Kg	SCx m ²
Single light	800	85	-	-	-	13.0	0.05
	1500	85	-	-	-	20.0	0.08
Twin light	800	85	1600	-	-	22.5	0.08
	1500	85	3000	-	-	36.5	0.14
Wall bracket	800	75	-	-	-	13.5	0.05