



ESTAMPILLE PM

Cylindrical section candelabra, single block, steel column.

Square cross section, single block, steel, aluminium and cast iron 1 and 2 light configuration.

Fixing: 4 Ø 24 mm anchors.

Spacing: 200x200 mm.

Light fixing heights

(top mounting): 4.80 m, 5.30 m, 5.80 m and 6.30 m.

Light fixing: threading 34 pdg, suspended.

Outreach at the light fixing point: 1 m.

Option: 2 offset lights with cast iron bollard (Shape obtained by moulding)

ESTAMPILLE GM

Cylindrical cross section, composed of a cast iron bollard (Shape obtained by moulding) and a steel extension column.

Square cross section, single block, steel, aluminium and cast iron 1 and 2 light configuration.

Fixing: 4 Ø 27 mm anchors.

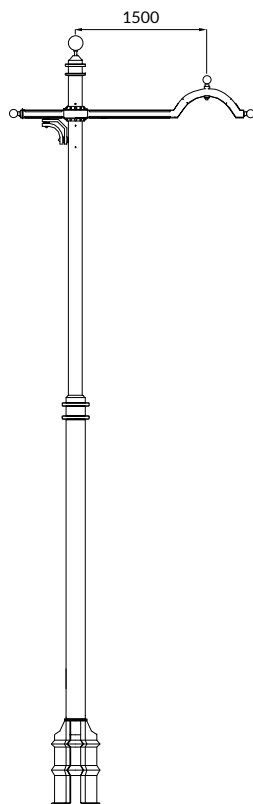
Spacing: 300x300 mm.

Light fixing heights

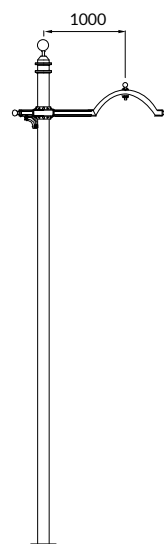
(top mounting): 8.30 m, 9.30 m and 10.30 m.

Light fixing: threading 34 pdg, suspended.

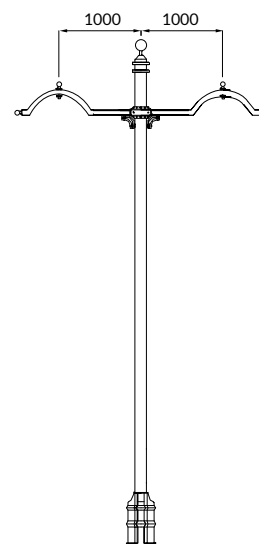
Outreach at the light fixing point: 1.50 m.



ESTAMPILLE GM



ESTAMPILLE PM
without bollard



ESTAMPILLE PM
with bollard



ESTAMPILLE TA

ESTAMPILLE TA

Cylindrical cross section, composed of a cast iron bollard (Shape obtained by moulding) and a steel extension.

Fixing: 4 Ø 24 mm anchors.

Spacing: 200x200 mm.

Light fixing heights (top mounting): 4 m, 4.50 m, 5 m, 5.50 m, 6 m.

Light fixing: Ø 60 mm, Lg 100 mm, posted.



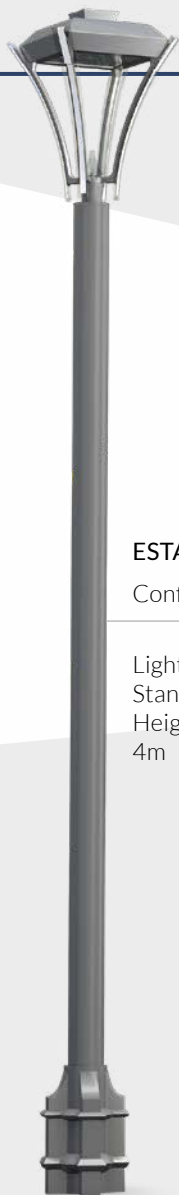
ECLATEC

ESTAMPILLE

ESTAMPILLE COLUMNS CONFIGURATION EXAMPLES




ESTAMPILLE



ESTAMPILLE TA

Configuration

Light:
Stanza
Height:
4m



ESTAMPILLE PM

Configuration

Lights:
Indice conic
Height:
5.30 m
Option:
Bollard

ESTAMPILLE

**ESTAMPILLE TA**

Configuration

Light:
Indice conic lyre
Height:
4m

**ESTAMPILLE PM**

Configuration

Light:
Indice conic
Height:
5.30m

