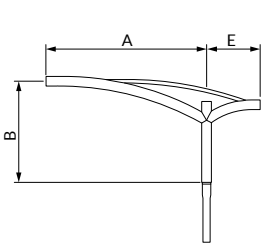
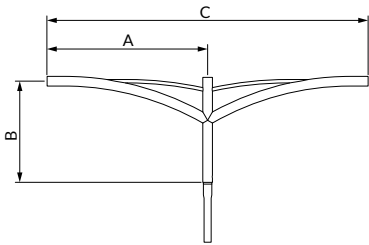


Chantereine bracket: steel, Ø 60 mm
Luminaire fixation: covering or penetrating (standard)
Penetrating fixing of the bracket in the pole
Finish: polyester powder coating, any colour available
Pole: cylindrical-conical steel Ø 60/62 mm

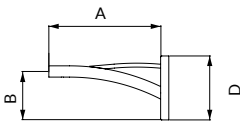
CHANTEREINE



Chantereine single light bracket



Chantereine twin light bracket




Chantereine bracket wall bracket / counter-light

CHANTEREINE	A mm	B mm	C mm	D mm	E mm	Tilt	Weight Kg	SCx m²
Single light	800	630	-	-	330	0°	8	0.09
	1000	630	-	-	330	0°	10.7	0.10
	1500	630	-	-	400	0°	11.9	0.17
Twin light	800	630	1600	-	-	0°	12.5	0.31
	1000	630	2000	-	-	0°	14.9	0.41
	1500	630	3000	-	-	0°	21	0.57
Wall bracket	600	260	-	340	-	0°	-	-
Back light	600	260	-	340	-	0°	-	-

CHANTEREINE BRACKETS CONFIGURATION EXAMPLES




CHANTEREINE




Chorus Chantereine




Elipt Chantereine




Tilt Chantereine



Tweet Chantereine




Pixel Chantereine



Tsana Chantereine


CHANTEREINE




Murena Chanteraine



Enza Chanteraine



Ixis Chanteraine



Paleo Chanteraine